

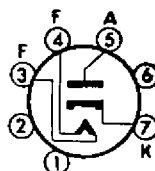
35A3 - HALF WAVE RECTIFIER

The 35A3 is a diode of the 7 pin miniature type, intended especially for use in half wave rectifier service in broadcasting receivers using power-line autotransformer supply and series string heating arrangement.

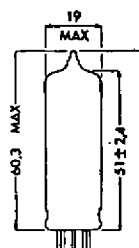
GENERAL DATA

Mechanical Characteristics:

Bulb	: T-5-1/2
Base	: Small Button Miniature 7 Pin (Jelec n° E7-1)
Basing	: 7 ET
Maximum Length (overall)	: 2-5/8"
Maximum Diameter	: 3/4"
Mounting Position	: any



Bottom view



Dimensions
in millimeters

Electrical Characteristics:

Heater, for Unipotential Cathode:

Voltage	: 35 a. c. or d. c. volts
Current	: 0,15 amperes

Maximum Ratings (design center values):

Peak Inverse Plate Voltage	: 700 max volts
Peak Plate Current	: 600 max ma
DC Output Current	: 100 max ma
Peak Heater-Cathode Voltage	: 450 max volts

TYPICAL OPERATION

Half-Wave Rectifier, with Capacitor-Input filter:

AC Plate-Supply Voltage	125	220	250	volts
Filter-Input Capacitor	40	40	40	µF
Min. Total. Effective Plate Supply Impedance (1)	15	100	160	ohms
DC Output Voltage (at 100 mA)	150	220	265	volts

(1) When a filter-input capacitor larger than 40 µF is used, it may be necessary to use more plate-supply impedance than the minimum value shown, to limit the peak plate current to the rated value.

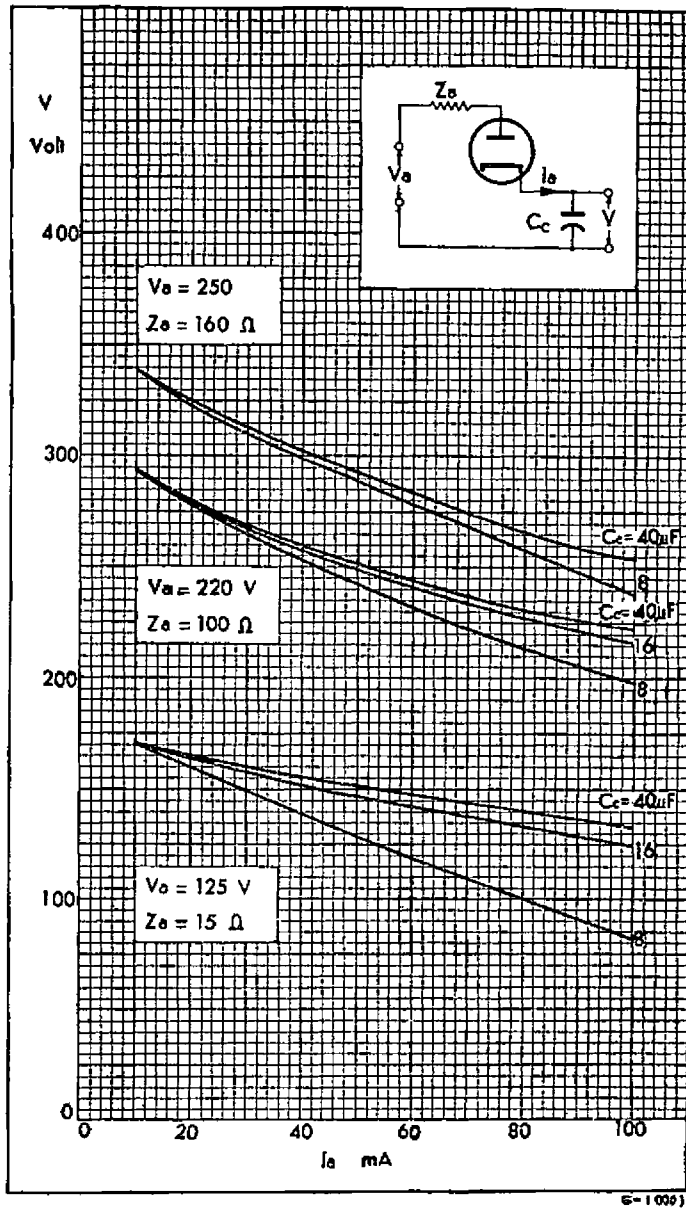


Fig. 1 — Operation Characteristics

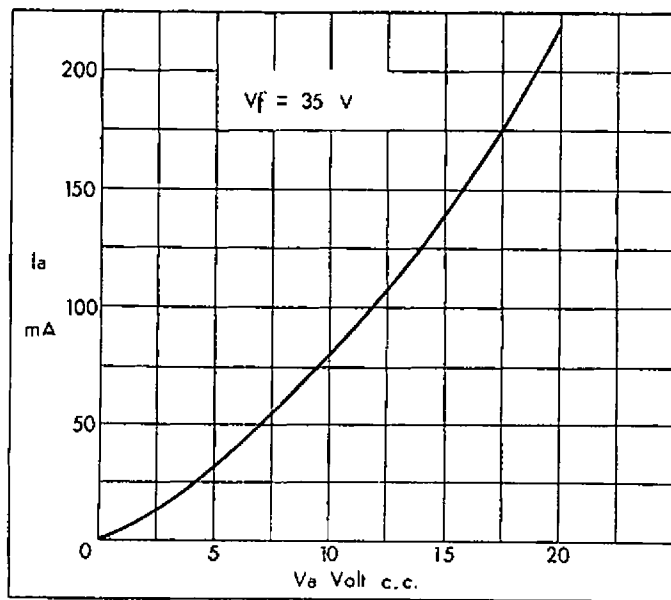


Fig. 2 — Average Plate Characteristic